


CLEVELAND INDUSTRIAL BIG BOX MARKET: NOVEMBER 2020

BIG BOX INDUSTRIAL BUILDING MARKET STATISTICS


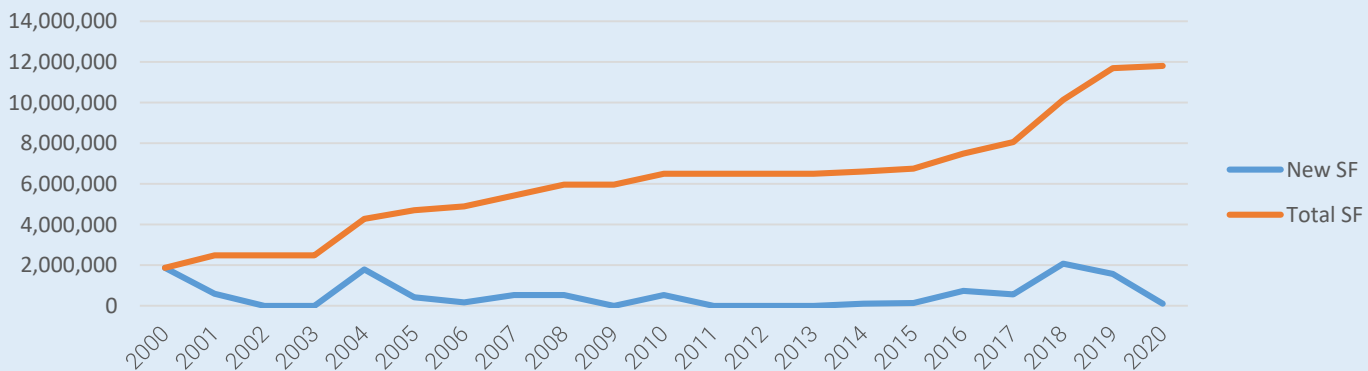
	Existing Big Box Buildings	Existing, Under Construction, and Proposed
Total Buildings	48	55
Total Space	11,804,935 SF	14,133,140 SF
Total Vacant Space	687,846 SF	2,304,051 SF
Vacancy %	5.83%	16.30%
Total Available Space	1,443,363 SF	2,938,181 SF
Availability %	12.23%	20.79%



CONSTRUCTION STATISTICS

	Square Feet
Big Box Built From 2015-2020	5,199,422
Big Box Currently Under Construction	883,105
Proposed Big Box Construction	1,445,100

BIG BOX BUILDINGS BY YEARS BUILT



BIG BOX BUILDING CHARACTERISTICS:

1. >32-FOOT CLEAR HEIGHT
2. BUILT AFTER 2000
3. >100,000 SQUARE FEET

View our interactive map of Big Box buildings by clicking on the button

